

How It Works: Tutor.com Classroom

Connecting with expert tutors for on-demand, 1:1 help

The expert tutors at Tutor.com can help you work through a tough homework problem, improve your writing skills, study for a test, review a difficult concept and so much more!

Get Started

1. Visit <https://www.tutor.com/cunyjohnjay>
2. Enter your username: **John Jay email address** and password: **tutorstudent**.
3. Click on: **"GET A TUTOR NOW"** to get connected for your on-demand, 1:1 learning session.

01



Get the right tutor

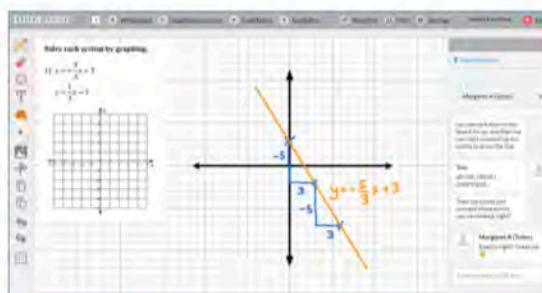
Fill in the quick pre-session questionnaire. Using this information, we will match you with the first available tutor best qualified to assist you.

A screenshot of the Tutor.com pre-session questionnaire. The title is 'What do you need help with today?'. Below the title is a prompt: 'Please take a moment to evaluate your current progress.' There are two dropdown menus: 'Topic' with 'Math' selected and 'Subject' with 'Calculus' selected. Below these is a text input field labeled 'Enter your question:' with the placeholder text 'Type your question here:'. At the bottom left is an 'Attach a File' link, and at the bottom right is a green 'Connect Now' button.

02

Communicate

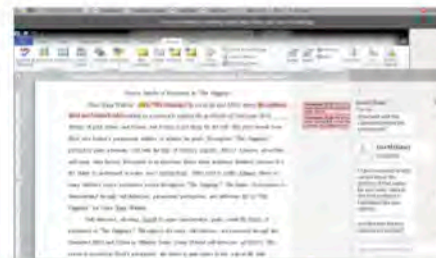
You can use our chat box or an audio connection to either instant message or speak with your tutor once in the online classroom. You and the tutor may also use the interactive whiteboard to share work and ideas. All activity in the classroom is recorded for review and quality control.



03

Share a file

You can share many types of files with your tutor in the classroom. Upload an essay, your lab report, a PowerPoint presentation and more. You and your tutor will be able to view the file together in the classroom.

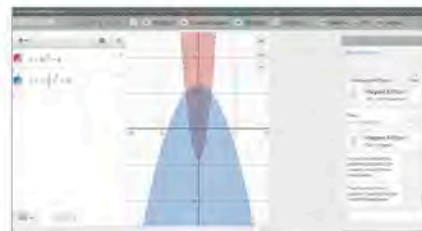


04

05

Use special tools

The classroom includes a graphing calculator, text editor and code editor when working on subject material that may require these special tools. Open these tools using the buttons above the whiteboard.



Please answer this survey.



Rate & Review Your Session

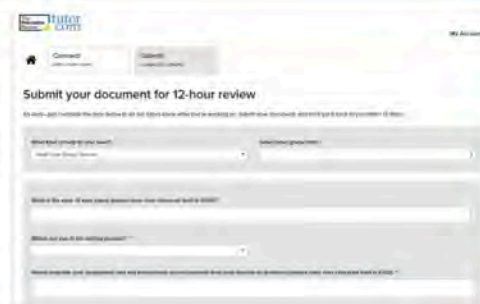
After each session, be sure to let us know how we did. Complete the survey and share your comments. Then, you'll have the option to play a video of your session, and email or print the chat log and whiteboards.

06

07

Submit your paper

Our drop-off review service allows you to get expert help from a tutor without having to connect for a real-time session. Drop off your writing assignment and get detailed feedback and explanations within 12 hours. Retrieve your tutor's review under "My Sessions."



93%



Practice for a test

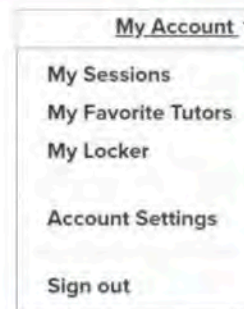
Use our practice quizzes to assess your level of knowledge and practice for upcoming tests or quizzes in math, science and English. Take a quiz, review your results and connect with a tutor to discuss any missed questions.

08

09

Use "My Account"

- Review previous sessions and retrieve drop-off reviews from "My Sessions." Be sure to tag your favorite tutors when reviewing your sessions.
- Reconnect with your favorite tutors or see when they are next scheduled from "My Favorite Tutors."
- Access files you have saved or files you have shared with your tutors in session from "My Locker."



<https://www.tutor.com/cunyjohnjay>

username: John Jay College email

password: tutorstudent

The Princeton Review is not affiliated with Princeton University. | LIB_HIW_Guide_2019

IMPORTANT: Please change your password by clicking on "My Account" and selecting "Account Settings" on your homepage!



tutor.com™
A Service of The Princeton Review