

Accessing Blackboard 8.0

Cuny Portal

Go into your CUNY PORTAL by going on the Internet to: <http://www.cuny.edu>.

Click on the “Log-in” button on the bottom left section of the page.

The screenshot shows the CUNY Portal homepage. At the top left, the date "July 24, 2008" is displayed. The header includes navigation links for "GIVING TO CUNY COLLEGES", "MACAULAY HONORS COLLEGE", "ONLINE BACCALAUREATE", and "CUNY TV". The main navigation bar features "APPLY TO CUNY", "CURRENT Students", "FACULTY & STAFF", and "ALUMNI & GIVING". A search bar is located in the top right corner. The left sidebar contains a list of menu items: "Academics & Research", "News", "Admissions & Financial Aid", "Events", "Libraries", "About CUNY", "Administration", "Trustees", "Jobs at CUNY", "Portal Help", and "Log-in". A purple arrow points from the text above to the "Log-in" button, which is circled in red. Below the navigation bar is a large banner image of a city street at night with light trails from cars. Below the banner is a welcome message: "Welcome to the nation's leading urban public university serving more than 400,000 students at 23 colleges in New York City." The main content area is divided into three columns. The left column features a photo of students and the text: "The University creates innovative ways to keep the medical profession supplied with highly skilled nurses." The middle column has a "CUNY on Demand" section with a video player and the text: "Watch and listen on demand to the stories making news from the CUNY Video and CUNY Radio Newswire." The right column features a "Chancellor Goldstein Reports" section with a photo of the chancellor and two links: "CUNY's Recession Insurance Policy" and "Competition and the Challenge for Public Universities". Below this is a "NEWSwire" section with a link to "Louis Armstrong: At Home in Corona" and a "CUNYradio PODCASTS" section with a link to "Executive Committee Meeting of the Board of Trustees". At the bottom left, there is a "Search..." box and a "Done" button.

Accessing Blackboard 8.0

Logging In

If you have not registered for the CUNY PORTAL you must register by clicking on the “Register Now!” button.

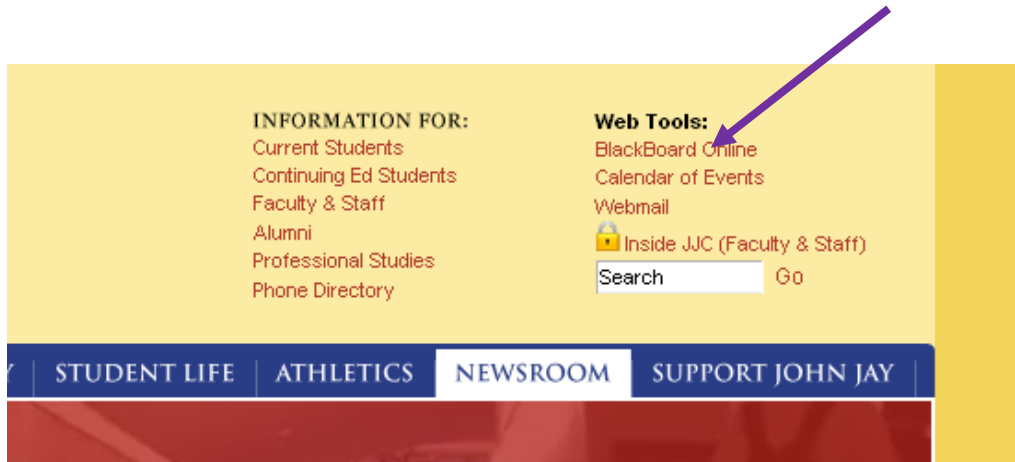
If you already have an account, you must sign in by putting your Username and Password in the appropriate boxes, followed by selecting the “Log In” button.

The screenshot shows the CUNY Portal interface. At the top, there is a date 'January 14, 2009' and navigation links for 'GIVING TO CUNY COLLEGES', 'MACAULAY HONORS COLLEGE', 'ONLINE BACCALAUREATE', and 'CUNY TV'. The header includes 'The City University of New York' and a search bar. A yellow navigation bar contains 'APPLY TO CUNY', 'CURRENT Students', 'FACULTY & STAFF', and 'ALUMNI & GIVING'. The left sidebar lists various services like 'Academics & Libraries', 'Research', 'Admissions & Financial Aid', etc. The main content area has two sections: 'Portal Login' and 'Register'. The 'Portal Login' section includes a message: 'Please enter your CUNY Portal Username and Password.' Below this are input fields for 'Username:' and 'Password:', a 'Forgot your Username or Password?' link, and a 'Log In' button. The 'Register' section includes a message: 'If you don't have an account, create one so that you can begin using all of the customization features of this site.' and a 'Register Now!' link. A blue arrow points to the 'Username' input field, and a red arrow points to the 'Register Now!' link.

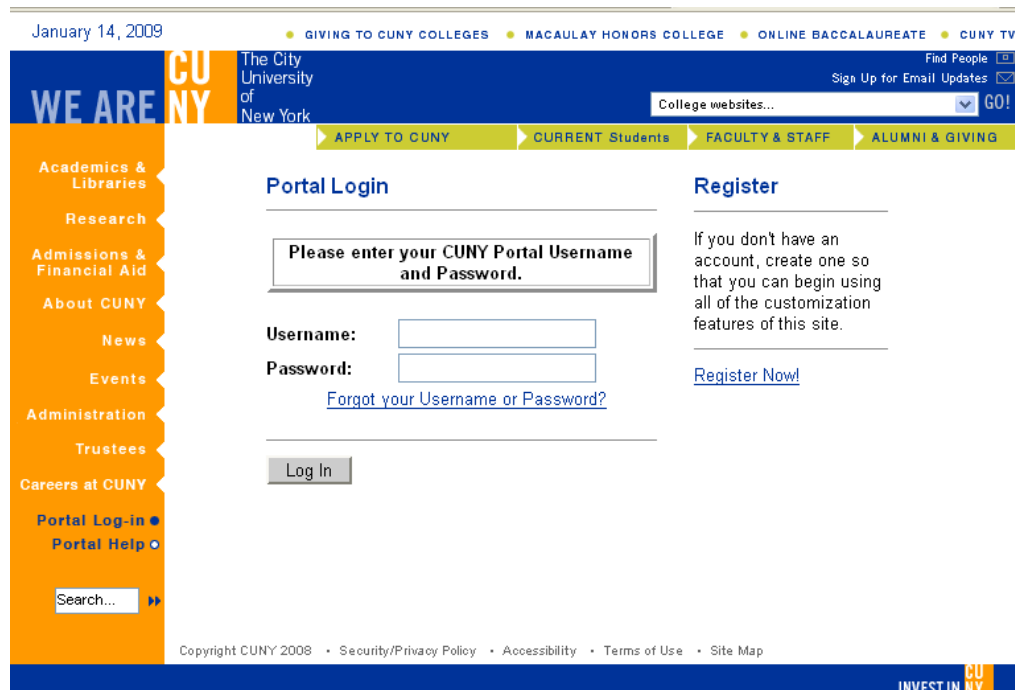
Accessing Blackboard 8.0

Alternative Way to Log In

You can also enter the Portal Login page through the John Jay College website at www.jjay.cuny.edu. The link is in the top right corner, labeled “Blackboard Online.”



Afterward, it will lead you to the login page on www.cuny.edu, where you can log in.



Accessing Blackboard 8.0

Entering Blackboard

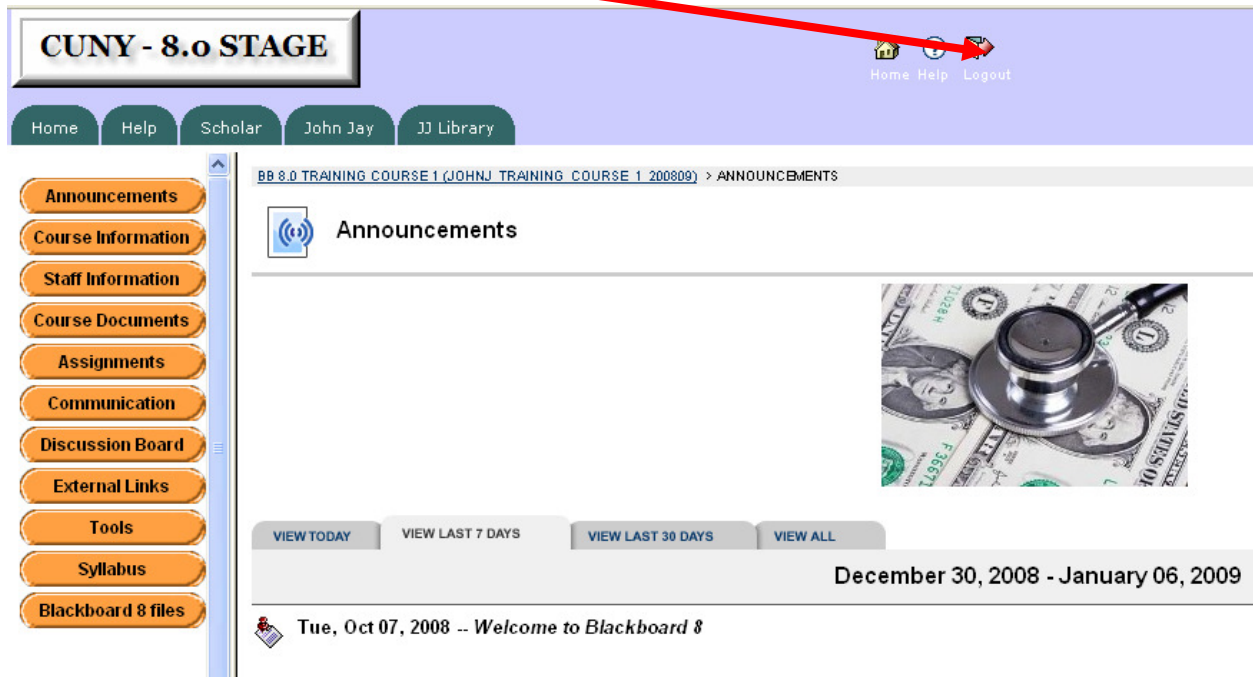
After you have logged in, you will see the “My Page” screen, reflecting a new section for Blackboard. Select “Spring ‘09 Courses – Blackboard 8.0”

The screenshot shows the CUNY My Page interface. At the top, there is a navigation bar with links for 'APPLY TO CUNY', 'CURRENT Students', 'FACULTY & STAFF', 'ALUMNI & GIVING', and 'MY PAGE'. The 'MY PAGE' link is highlighted. Below the navigation bar, there is a 'My Page' header with 'Edit Content' and 'Move Content' options. The main content area features a large blue banner for 'WINTER SESSION '09' with the text 'Classes start in January at 23 CUNY campuses. Register now!'. Below the banner, there are three main sections: 'Sign up Now for CUNY Alert', 'SSO Applications for Students', and 'Blackboard Gateway'. The 'Blackboard Gateway' section contains a 'CU NY Blackboard' logo and a link to 'Spring '09 Courses - Blackboard 8.0'. A red arrow points from the text above to this link. Below the link, there is a warning message: 'Courses offered by Medgar Evers College, Laguardia Community College and Kingsborough Community College are not yet in the new version of Blackboard.' and another link: 'Blackboard 6.3 Courses.' The 'SSO Applications for Students' section contains a warning message and two links: 'CPE Reading Material' and 'CPE Reading Material (mp3 audio file)'. The 'Sign up Now for CUNY Alert' section contains a 'CUNY Alert' logo and a link to 'Register Now'. The left sidebar contains various navigation links such as 'Academics & Libraries', 'Research', 'Admissions & Financial Aid', 'About CUNY', 'News', 'Events', 'Administration', 'Trustees', 'Careers at CUNY', and 'cuny@mall'. At the bottom of the sidebar, there is a search bar and a 'Search...' button.

Accessing Blackboard 8.0

Logging out of your Blackboard Account

To log out of your account, before closing the screen, you must click on the “Logout” button that is in the top right corner of the screen.



The screenshot displays the Blackboard 8.0 interface. At the top left, there is a box labeled "CUNY - 8.0 STAGE". In the top right corner, there are three icons: a home icon, a help icon, and a logout icon. A red arrow points from the text above to the logout icon. Below the top navigation bar, there are several buttons: "Home", "Help", "Scholar", "John Jay", and "JJ Library". On the left side, there is a vertical menu with buttons for "Announcements", "Course Information", "Staff Information", "Course Documents", "Assignments", "Communication", "Discussion Board", "External Links", "Tools", "Syllabus", and "Blackboard 8 files". The main content area shows a breadcrumb trail: "BB 8.0 TRAINING COURSE 1 (JOHNJ TRAINING COURSE 1 200809) > ANNOUNCEMENTS". Below this, there is a section titled "Announcements" with a speaker icon. To the right of the text, there is an image of a stethoscope on a stack of US dollar bills. At the bottom of the main content area, there are four buttons: "VIEW TODAY", "VIEW LAST 7 DAYS", "VIEW LAST 30 DAYS", and "VIEW ALL". Below these buttons, the date range "December 30, 2008 - January 06, 2009" is displayed. At the very bottom, there is a small icon of a calendar and the text "Tue, Oct 07, 2008 -- Welcome to Blackboard 8".

If you need any technical assistance on Blackboard you may call the

CIS Help Desk at 212-541-0981.