

## Joining a Virtual Classroom



[Announcements](#)



[Collaboration](#)



[Discussion Board](#)

Some online courses require students to log on to Blackboard at the same time to have a *virtual class* or online chat session. To join a virtual classroom, click on **Collaboration** under **Communication Tools**.


The next page will list planned virtual sessions, their start date, and a link to join. To launch a virtual classroom session, make sure you allow pop-ups for Blackboard and have the most recent Java Plug-in for Windows. Macintosh OS X users do not need this plug-in.

To install the Java Plug-in, follow these directions:

### Windows Users

1. Click on **Get Java Plug-in for Windows** below.
2. Save the file.
3. Navigate to the saved file and double-click on it to run the Java Plug-in installer.
4. The installer will launch.
5. Accept the license agreement.
6. Select **Typical** and click **Next** to continue.
7. The installer will finish.
8. Click **OK** below to launch the Virtual Classroom.

[Get Java Plug-in for Windows](#)





### Collaboration Sessions

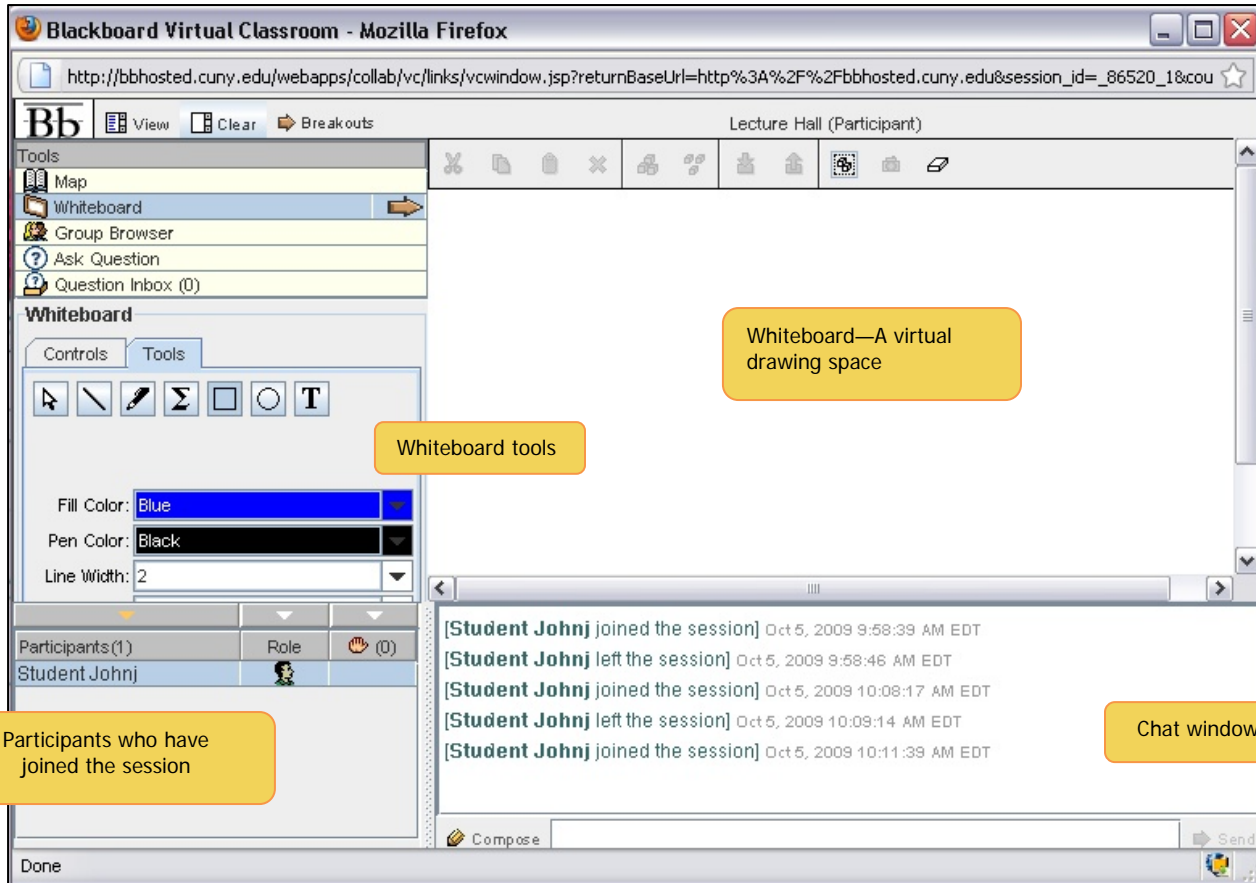
---

Filter:

Search by:  Session Name  Start Date  End Date (MM/DD/YY)

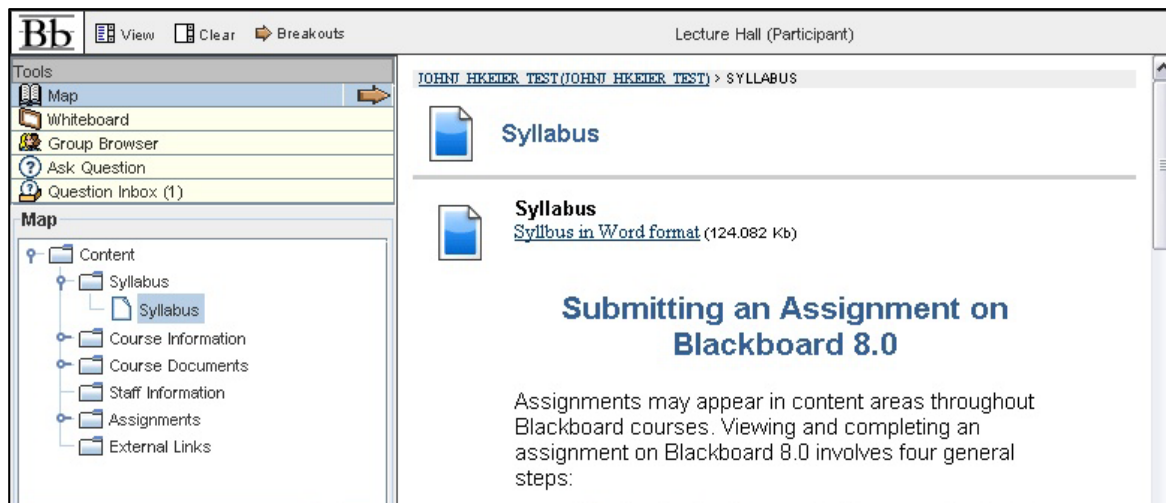
Session Name	Tool	Start Date	End Date			
 Lecture Hall	Virtual Classroom			<input type="button" value="Join"/>		
 Office Hours	Chat			<input type="button" value="Join"/>		

Once you have joined, a pop-up will appear with a small chat window, a virtual “whiteboard”, tool menu, and a list of other participants in the session.



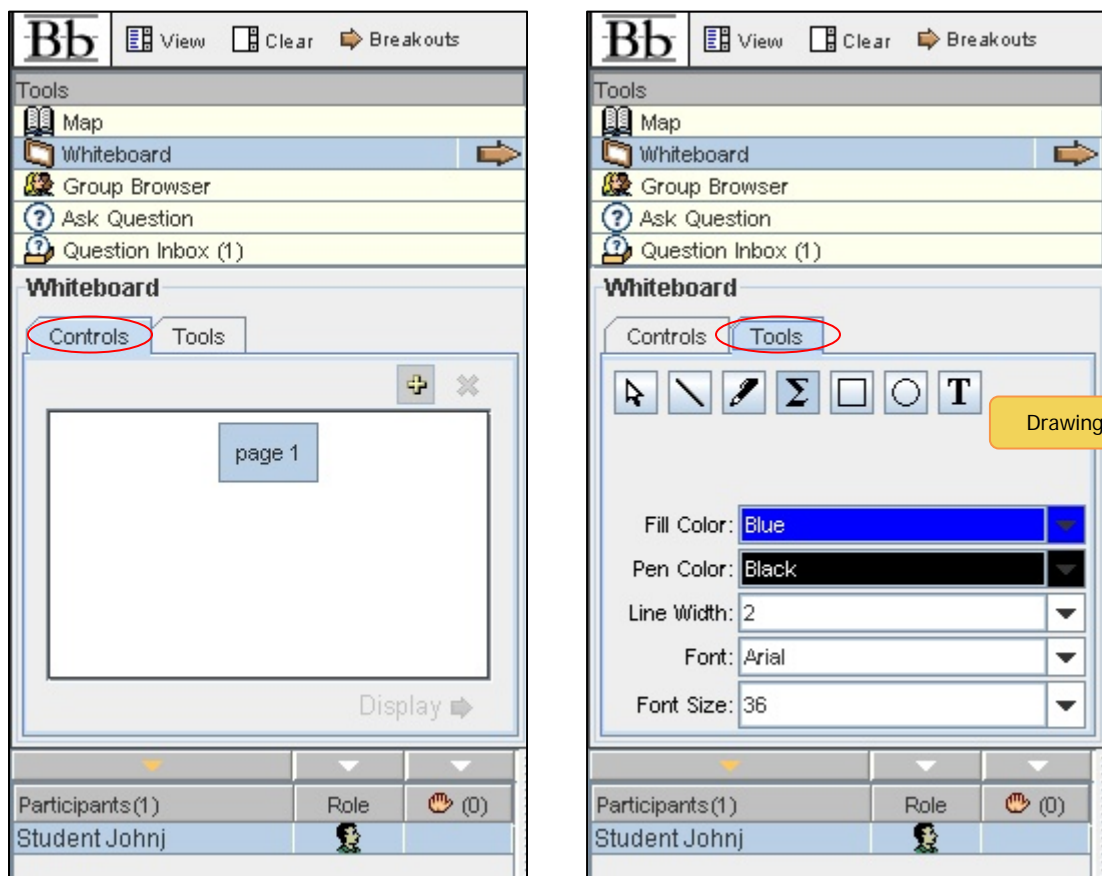
## Virtual Classroom Tools

**Map**—Displays the Course Menu in a tree folder view for navigating and finding course content.



**Whiteboard**—A virtual drawing/text space for participants to share information not easily conveyed using the chat box.

Whiteboard has its own menu to the left with two tabs, **Controls** and **Tools**. Controls allow users to add additional pages to the whiteboard area. Tools include Select, Line, Marker (freehand pen tool), Equation, Rectangle shape, Oval shape, and Text.



**Group Browser**—A tool to access the internet and visit websites as a group.

**Ask Question**—A way to post questions relating to the session for the instructor to address.

**Question Inbox**—A list of questions made by participants during the session.